



Technical data sheet

Improved Construction

# EOS SteamRock II Premium

**Steam generator for steam rooms.  
For domestic and commercial use.**

Luxury class steam generator for steam rooms. High-performance model for intensive commercial use.

With EOS EmoTouch 3 display panel and built-in twin essence dosing system.

## Your advantages:

- Very fast steam supply, stable steam production at any water quality.
- High-performance heating elements with extra-durable stainless steel water tank construction. Heating elements separately replaceable.
- Designed for heavy-duty commercial operation.
- Power output can be adjusted on site. 1 unit covers 3 - 4 power ranges.
- Control unit with EOS EmoTouch 3 touch-screen display panel for remote installation up to 50 m away.
- Built-in essence dosing system for 2 fragrances with 2 peristaltic pumps.
- Integrated automatic cleaning system (with descaling)
- Includes steam outlet, brass union for steam output, water hose.
- Made in Germany Quality from EOS.

## Specifications and features:

Housing:	Plastic, stylish high glance black design
Heating system:	Electric, basing on heating elements
Water tank:	Stainless steel, reinforced wall construction
Control:	Integrated, with external EOS EmoTouch 3 touch screen display panel.
Cleaning:	Automatic chemical descaling (requires liquid descaler, not included, optionally available)
Essence dosing:	Integrated, 2 built-in peristaltic pumps
Power output:	3.0/6.0/9.0 kW and 9/12/15/18 kW
Electrical connection:	400 V 3N AC 50 Hz
Water supply:	3/4", cold water supply, max 6 bar
Steam output	1 1/4" outer thread (brass union included)
Dimensions (H x W x D):	670 x 460 x 350 mm
Installation:	Wall-mounting, connections at the bottom



### Includes fittings:

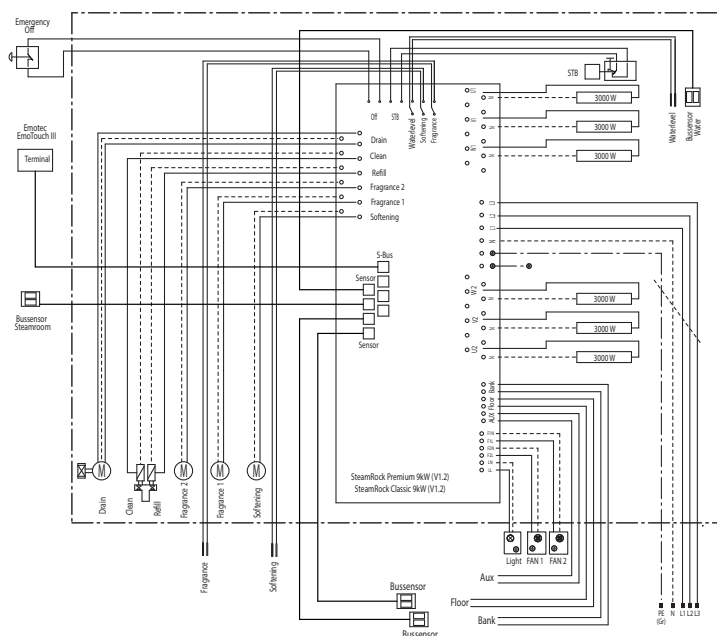
- Steam outlet with optimized steam deflector for safe steam injection
- special 2-part brass union for steam pipe connection - allows to quickly disconnect the pipeline at a later time, Ø 35 mm.
- water supply hose (not shown).

### Includes descaling system:

- 5 l container for descaling liquid
- level probe for level control
- integrated pump inside the generator
- automatic descaling at pre-set intervals
- extends servicing intervals
- extends the service life of the generator

**CE EAC IPx4 MADE IN GERMANY**

## Wiring diagram



## Technical specifications

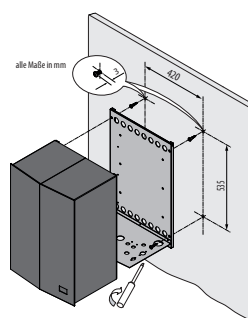
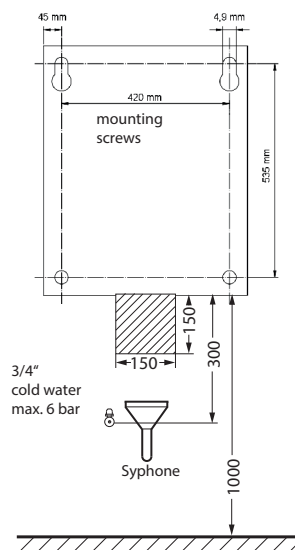
Power	Acrylic-steam bath	Wall cladding tiles / hard foam	Wall cladding tiles on concrete	Solid wall made of concrete / tiles
3,0 kW	up to 4 m³	up to 3 m³	up to 3 m³	up to 2 m³
6,0 kW	4,1 - 8 m³	3,1 - 6 m³	3,1 - 5 m³	2,1 - 4 m³
9,0 kW	8,1 - 12 m³	6,1 - 10 m³	5,1 - 8 m³	4,1 - 6 m³
12,0 kW	12,1 - 16 m³	10,1 - 13 m³	8,1 - 11 m³	6,1 - 8 m³
15,0 kW	16,1 - 20 m³	13,1 - 16 m³	11,1 - 13 m³	8,1 - 10 m³
18,0 kW	20,1 - 24 m³	16,1 - 19 m³	13,1 - 16 m³	10,1 - 12 m³

For further information and specifications, please do not hesitate to contact us.

Item no.	Power output	Steam output per hour	Dimensions H/W/D, mm	Net weight	Water supply	Water pressure (supply)	Steam output	Power supply	Connection mains - generator	Fuse protection
94.7647	3.0 kW	4 kg	670 x 460 x 350	29 kg	3/4" outer thread	1 - 6 bar	1 1/4" outer thread	400 V 3N 50/60 Hz AC	5 x 2.5 mm²	3 x 16 A
	6.0 kW	8 kg								
	9.0 kW	12 kg								
94.7648	12 kW	16 kg	670 x 460 x 350	31 kg	3/4" outer thread	1 - 6 bar	1 1/4" outer thread	400 V 3N 50/60 Hz AC	5 x 6 mm²	3 x 35 A
	15 kW	20 kg								
	18 kW	24 kg								

All cross sections of cables are minimum diameters in mm² (copper wire).

## Installation



### Important notice:

The integrated descaling system may not fully replace an external softening system. By higher water hardness (>8° dH) an external descaling system is required.

By commercial operation a water softening system is required in either case.

Make sure to prove the local water quality in advance.

Regular inspections, incl. visual inspection of the water tank are required.

A liquid descaler (cleaner) is required for operation (not included, available as consumable item on request).

Make sure to observe the manual regarding the installation and planning of steam pipes.

### Mounting:

SteamRock II generator is designed for wall mounting. The steam generator may be mounted at the level of the steam room, above the steam room and also below the steam room.

During installation the steam pipe may be directed downwards (default) or also upwards.

An installation place for cleaner container under the generator should be provided.

## Optional equipment

Description	Item no.
Descaler, 5 l	2001.4604
Air supply fan	2001.4401
Exhaust fan	2001.4402